



Fine Arts

Through the arts, our children experiment, think creatively, solve problems, work collaboratively, and develop other skills that are critical to school, work, and life in the 21st century. Research shows, in fact, that participation in the arts helps kids understand nuance, gain confidence, and show more enthusiasm for learning and school.



In early childhood, fine arts spans music, dance, theater, and visual arts — and gives kids a chance to explore and try their hands at various art styles and mediums. Ultimately, children learn to:

- Demonstrate a steady beat by moving their bodies, playing instruments in the classroom, or singing.
- Recognize and react to musical changes, such as fast versus slow and loud versus soft.
- Repeat movements after the teacher.
- Use movement and lines, shapes, and colors to communicate ideas, thoughts, and feelings.
- Identify lines, shapes, and colors in artwork and everyday surroundings.
- Watch and use elements of theater to act out stories, nursery rhymes, and real-life events.
- Use play to emulate or act out themes and ideas about events and people.




You don't have to be a masterful artist, actor, musician, or dancer to explore the arts with your kids. Start with these fun, simple ideas.

What's Your Dance Move?



After dinner or in your spare time at home, play some lively music and make up a family dance routine. One person makes up the first move, and everyone else repeats it. Another person builds on the move, and so on through each family member. Practice a few rounds — and see if the whole family can make it through the routine without a single misstep!

Name That Animal




When you're at the doctor's office, on a long car ride, or anywhere you need to help your kids pass time, take out a sheet of paper and draw five to 10 basic shapes, such as circles, triangles, rectangles, and squares. Then challenge your kids to see what kind of animal they can create from the shapes. Will they create a cat, dog, or horse? Perhaps they'll draw a lion, tiger, monkey, or giraffe. Tell them not to give it away, and see if you can name that animal.

Song of Old, Song of New



Just as our kids love hearing stories about our childhoods, they also love hearing songs we sang as kids. Choose a song from childhood that your kids have never heard, and teach it to them, line by line. Practice together a few times, and ask them if they want to sing it on their own. Next, reverse roles by having your kids teach you a new song. If they can't think of a song, no problem — they can make one up!

Career Charades




The classic game Charades is perfect for all ages! Make the game manageable for young kids by focusing on a single theme (like careers) and go first to show them how it's done. Pick a career your kids are familiar with, such as doctor, police officer, hair stylist, or firefighter, and give them hints if they get stuck. Next, have them come up with and act out their own career, and see if you can figure it out. (If they need help thinking of an idea or acting it out, have them pair up with an adult or older child.) Once you do a few rounds, try a new theme like feelings, animals, summer, or winter.




Pinwheel

- 1** Color both sides of the pinwheel.




- 2** Cut out the pinwheel along the dashed lines.



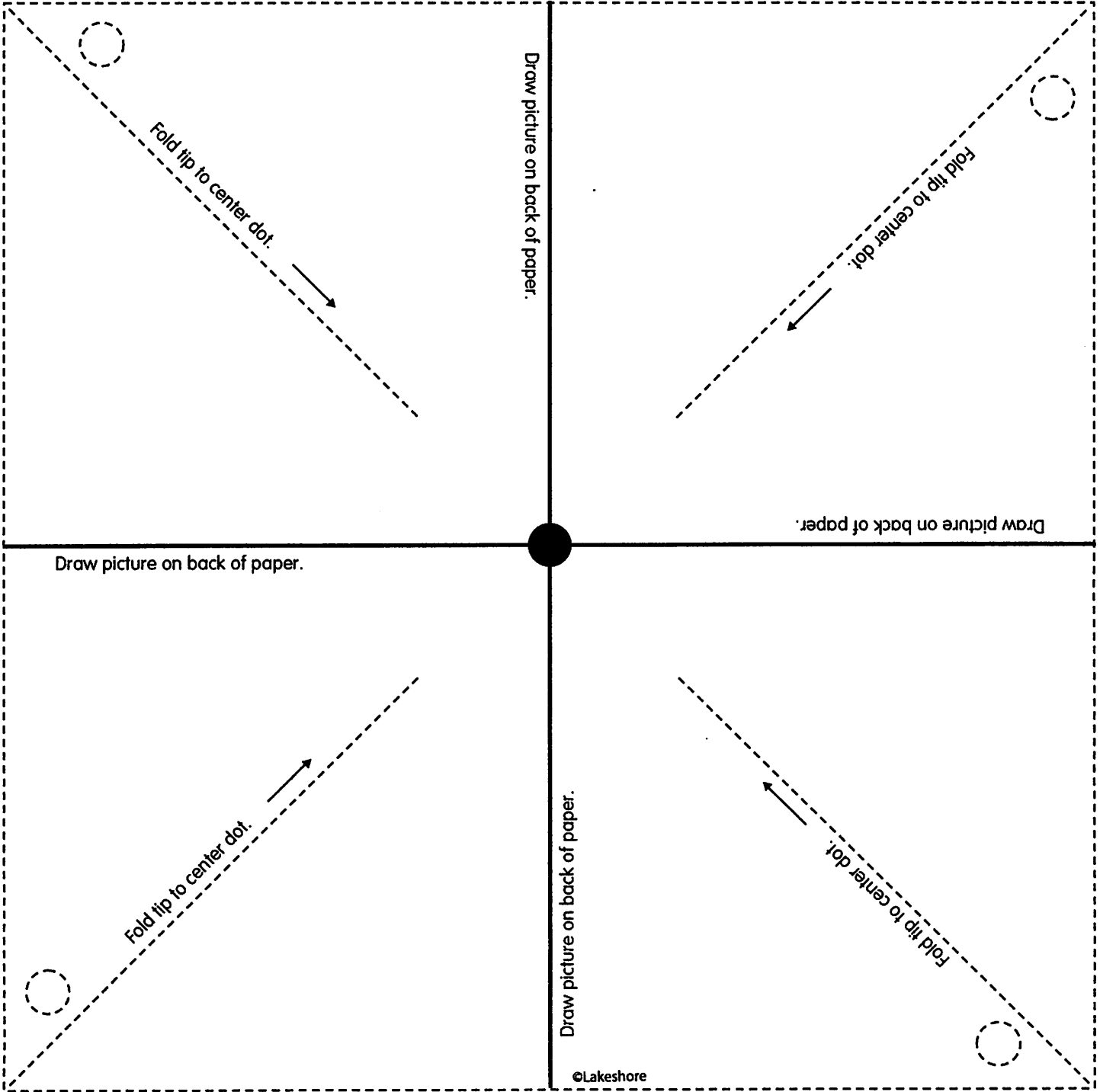
- 3** Punch out the 4 holes. Gently bend each hole to line up with the center dot.

- 4** Put a brad through the holes, the center dot, and a straw. Spin your pinwheel!



©Lakeshore

Create a colorful pinwheel to take to any summer outing.



©Lakeshore



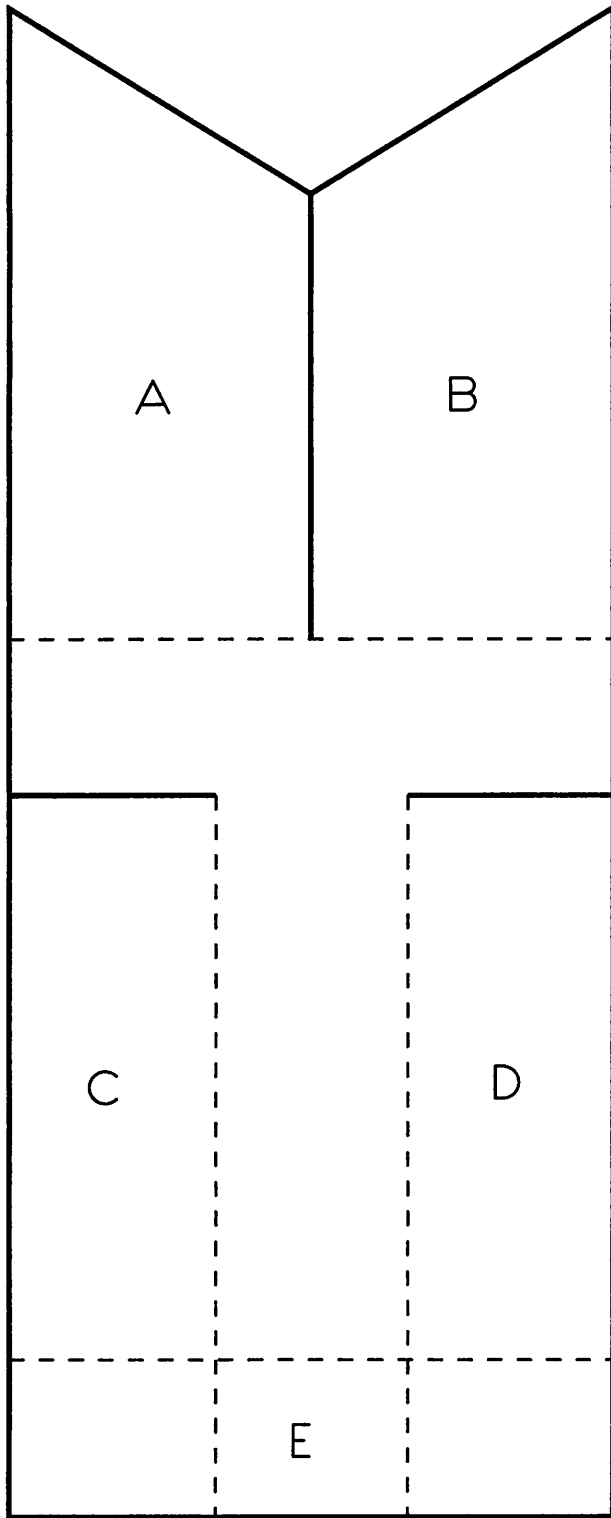
Sing songs with your family.

The Ants Go Marching

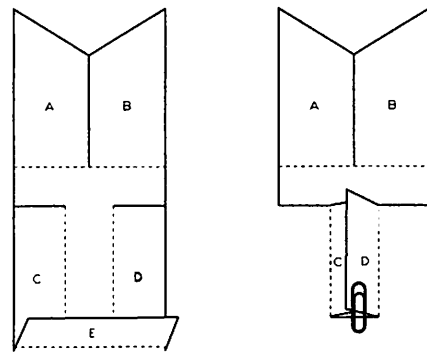
The ants go marching one by one
The ants go marching one by one
Hurrah hurrah
The ants go marching one by one
Hurrah hurrah
The ants go marching one by one
The little one stops to chew his gum
And they all go marching
Down
To the ground
To get out
Of the rain
Boom! Boom! Boom!

The ants go marching two by two
Hurrah hurrah
The ants go marching two by two
Hurrah hurrah
The ants go marching two by two
The little one stops to tie his shoe
And they all go marching
Down
To the ground
To get out
Of the rain
Boom! Boom! Boom!

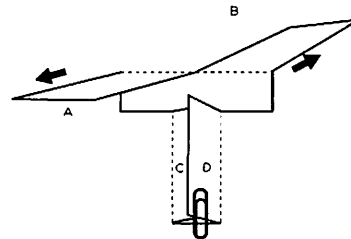
Helicopter



Cut on the black lines.
Fold on the dotted lines.
Fold the E section up.



Fold C and D to the center.
Paper clip together.



Fold A forward and
B backward to form
helicopter blades.